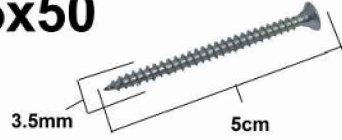


1

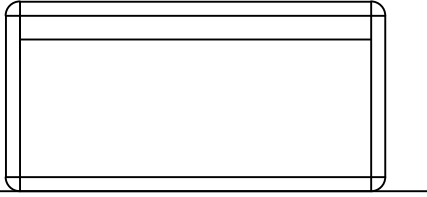

3.5x50



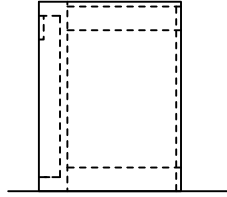
3.5mm

5cm


ek modül



ana modül



2

MONTAJ ŞEMASI
Assembly Instruction

Door desk 2 modülden oluşmaktadır. Ana modül + ek modüldür. Ana modül, ek modül modülüne 3,5x50 vida ile sabitlenir. Seyyar komodinleri de yerine yerleştiriniz.

The door desk consists of two modules. Main module and additional module. Main module is connected to additional module with 3.5x50 screw. Replace the cabinet now.

Birleşim işlemleri tamamlanan ünite belirlenmiş konumuna yerleştirilip, elektrik bağlantıları yapılarak tamamlanır.

Make an electrical connections after installation

ÖLÇÜLER: cm (santimetre'dir)
Measurements are in cm.

ÜRÜN ADI:
Name of product :

DOOR DESK

ÇİZEN:
Designer:

DUYGU İLKHAN

TARİH
Date